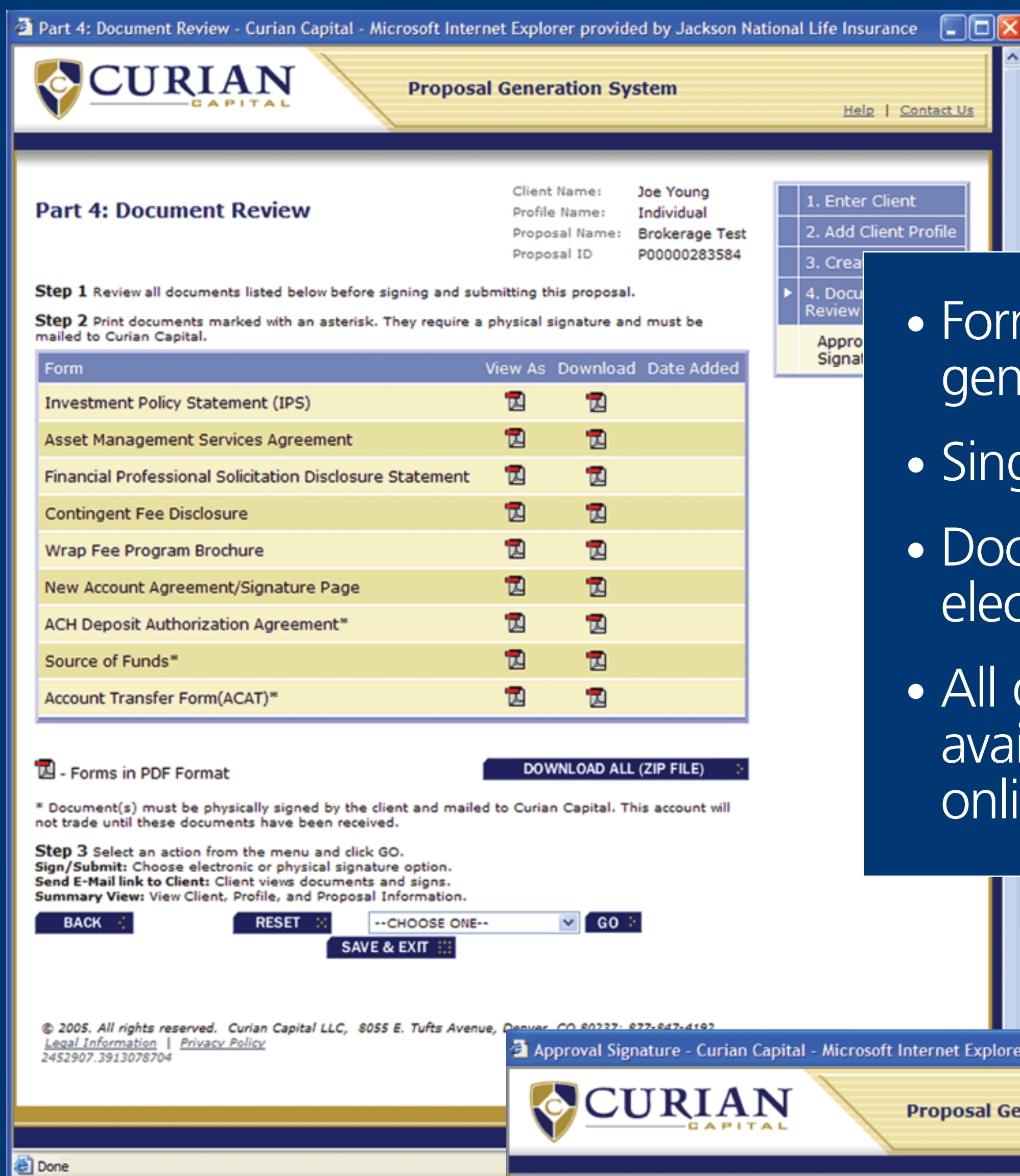


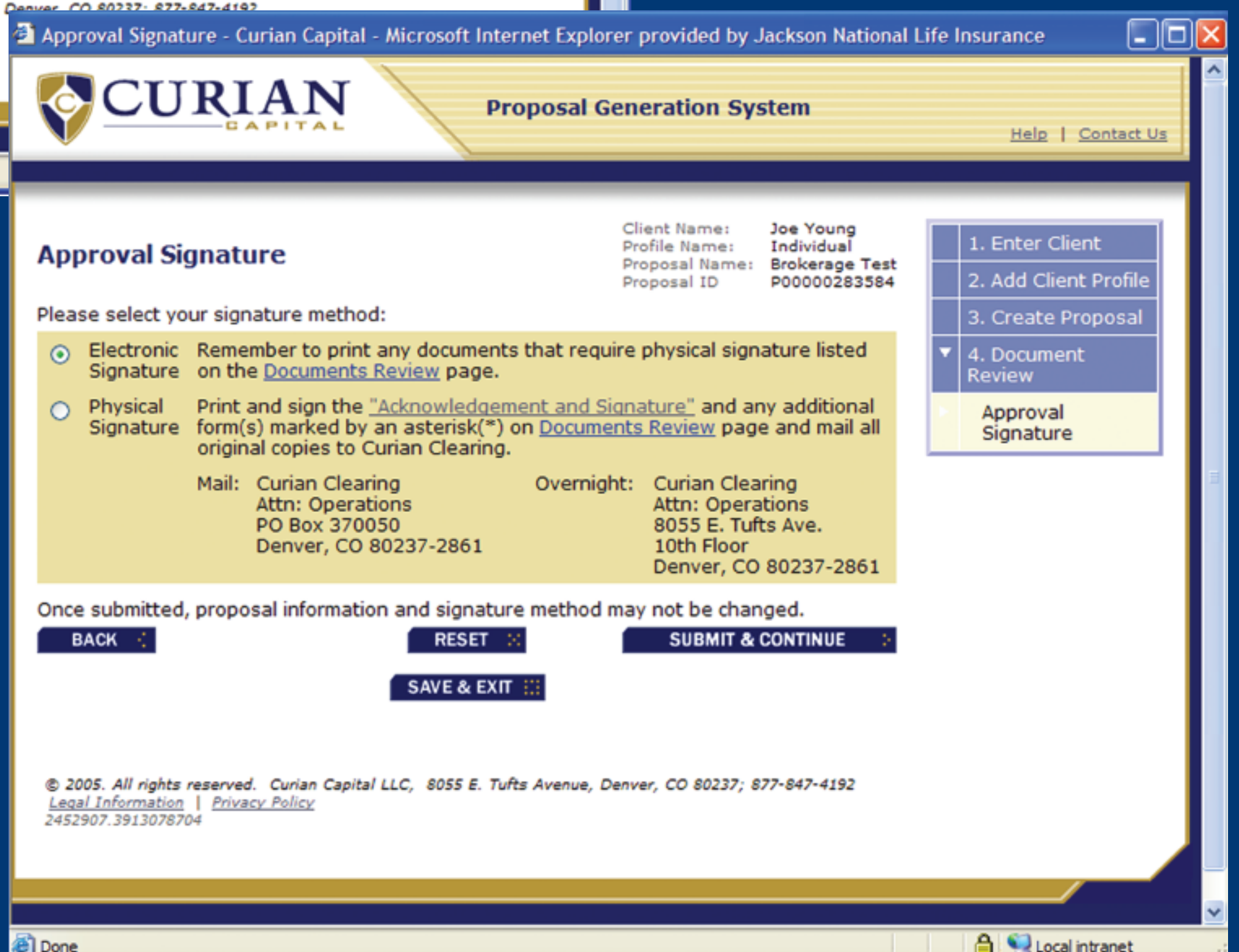
The Curian Difference

Curian aims to change the way America invests by delivering benefits, to mainstream investors, that were once reserved for the wealthiest individuals and institutions.

Total time from account opening to account funding—24 to 48 hours



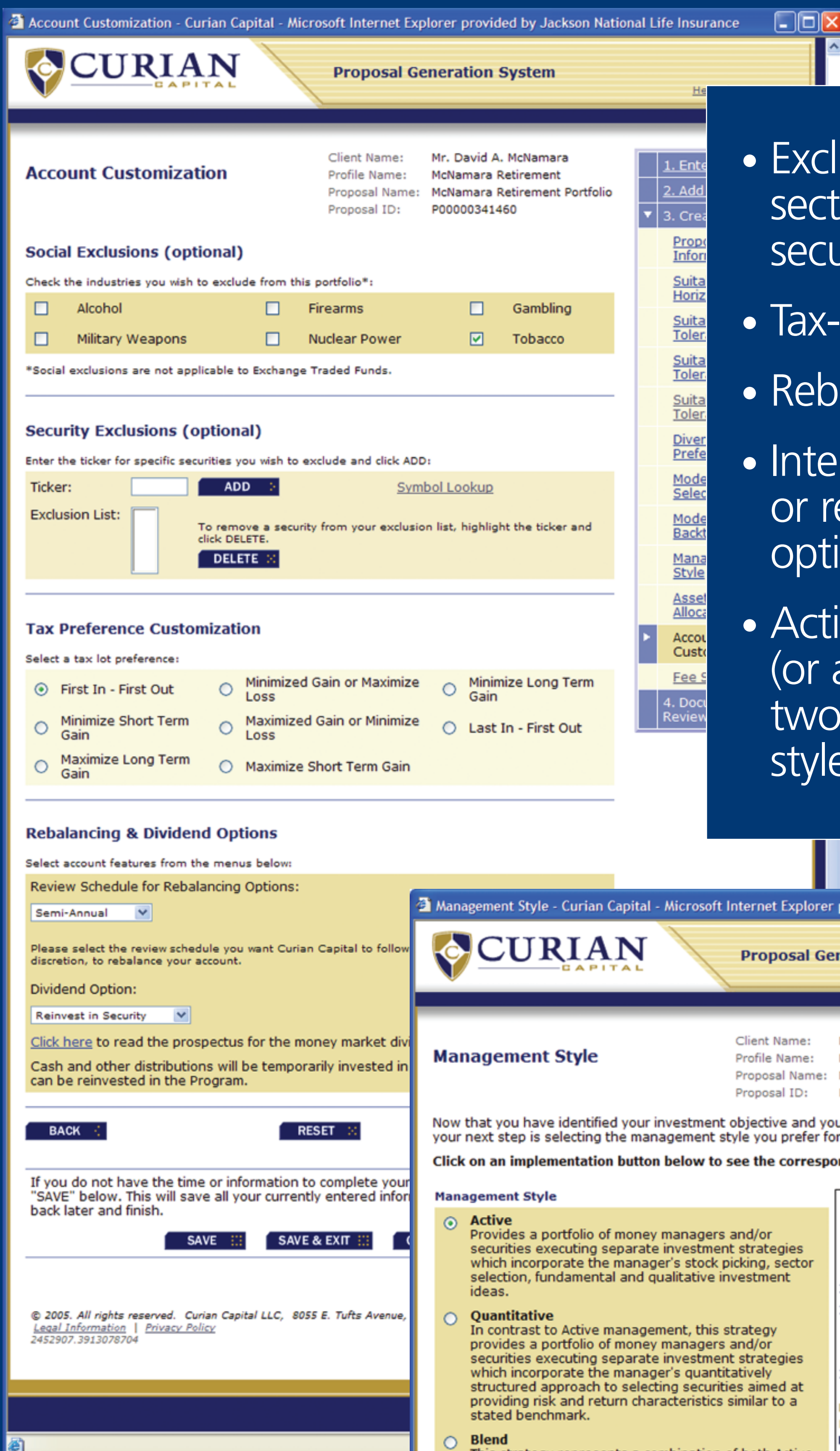
- Forms automatically generated
- Single signature
- Documents routed electronically
- All documents available indefinitely online



Customization

Through Curian, financial professionals can customize investor portfolios with a few clicks of a mouse.

- Exclude social sectors or individual securities
- Tax-lot preferences
- Rebalancing options
- International equity or real estate options
- Active, quantitative (or a blend of the two) management styles



Account Customization

Client Name: Mr. David A. McNamara
 Profile Name: McNamara Retirement
 Proposal Name: McNamara Retirement Portfolio
 Proposal ID: P00000341460

Social Exclusions (optional)

Check the industries you wish to exclude from this portfolio*:

Alcohol Firearms Gambling
 Military Weapons Nuclear Power Tobacco

*Social exclusions are not applicable to Exchange Traded Funds.

Security Exclusions (optional)

Enter the ticker for specific securities you wish to exclude and click ADD:

Ticker: **ADD** [Symbol Lookup](#)

Exclusion List: To remove a security from your exclusion list, highlight the ticker and click DELETE. **DELETE**

Tax Preference Customization

Select a tax lot preference:

First In - First Out Minimized Gain or Maximize Loss Minimize Long Term Gain
 Minimize Short Term Gain Maximized Gain or Minimize Loss Last In - First Out
 Maximize Long Term Gain Maximize Short Term Gain

Rebalancing & Dividend Options

Select account features from the menus below:

Review Schedule for Rebalancing Options:

Please select the review schedule you want Curian Capital to follow in discretion, to rebalance your account.

Dividend Option:

[Click here](#) to read the prospectus for the money market dividend option. Cash and other distributions will be temporarily invested in the Program.

BACK **RESET**

If you do not have the time or information to complete your information entry now, you can click "SAVE" below. This will save all your currently entered information and allow you to come back later and finish.

SAVE **SAVE & EXIT**

© 2005. All rights reserved. Curian Capital LLC, 8055 E. Tufts Avenue, Denver, CO 80237; 877-847-4192
[Legal Information](#) | [Privacy Policy](#)
 2452907.3913078704



Management Style

Client Name: Mr. David A. McNamara
 Profile Name: McNamara Retirement
 Proposal Name: McNamara Retirement Portfolio
 Proposal ID: P00000341460

Now that you have identified your investment objective and your level of risk tolerance, your next step is selecting the management style you prefer for your portfolio.

Click on an implementation button below to see the corresponding manager allocation.

Management Style

Active
 Provides a portfolio of money managers and/or securities executing separate investment strategies which incorporate the manager's stock picking, sector selection, fundamental and qualitative investment ideas.

Quantitative
 In contrast to Active management, this strategy provides a portfolio of money managers and/or securities executing separate investment strategies which incorporate the manager's quantitatively structured approach to selecting securities aimed at providing risk and return characteristics similar to a stated benchmark.

Blend
 This strategy represents a combination of both Active and Quantitative managers and/or securities in an attempt to leverage off the qualitative and quantitative strengths of these two management styles.

Moderate Growth Advanced Global B



Asset Class	Allocation
Small Cap Core	17%
Large Cap Core	19%
Large Cap Growth	3%
Large Cap Value	3%
Cash Allocation - Equity Index	14%
Real Estate (REITs)	8%
Intermediate-Term Fixed Income	20%
International Equity	14%

BACK **RESET** **CONTINUE**

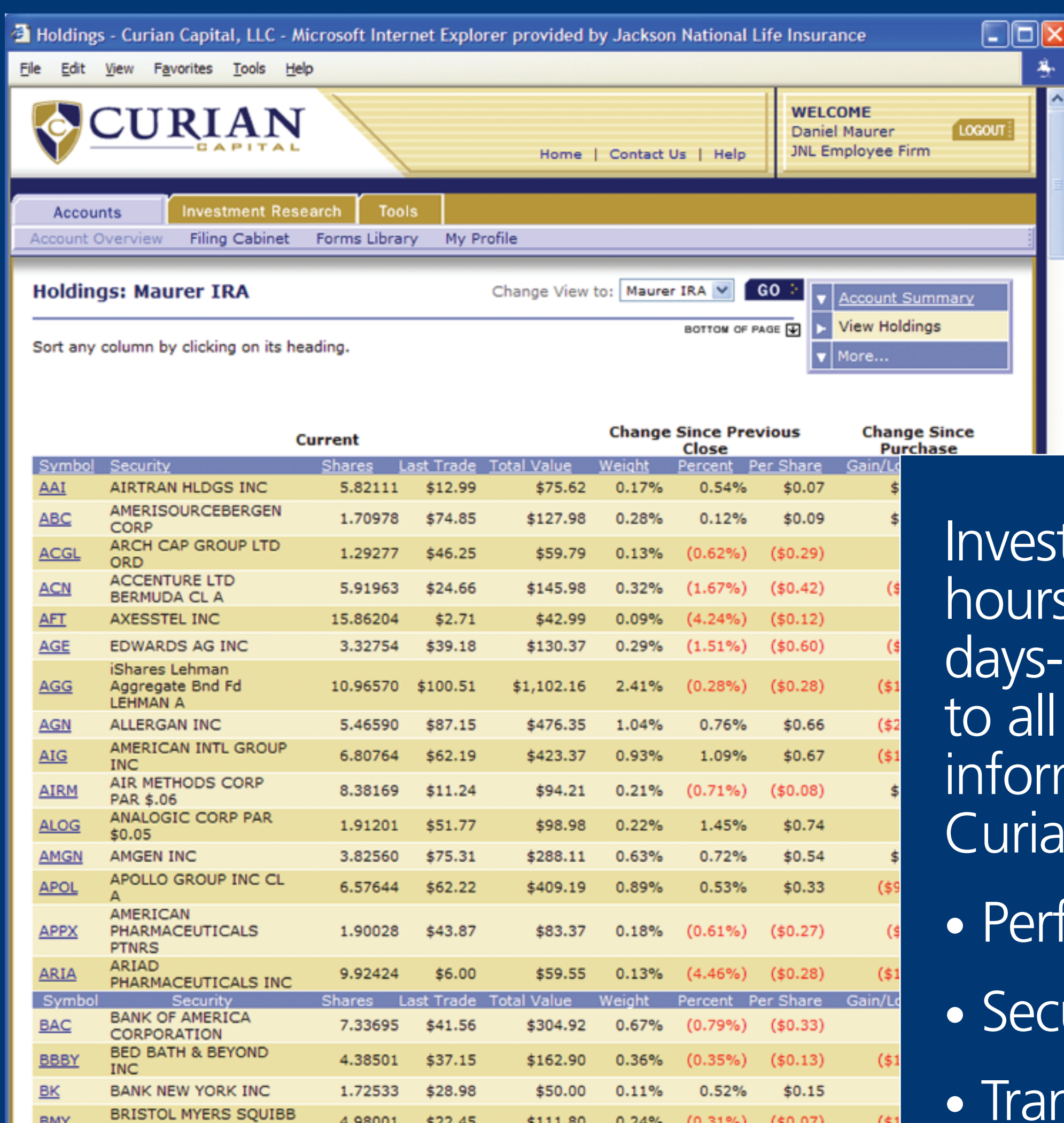
If you do not have the time or information to complete your data entry now, you can click "SAVE" below. This will save all your currently entered information and allow you to come back later and finish.

SAVE **SAVE & EXIT** **CANCEL**

© 2005. All rights reserved. Curian Capital LLC, 8055 E. Tufts Avenue, Denver, CO 80237; 877-847-4192
[Legal Information](#) | [Privacy Policy](#)
 2452907.3913078704

Transparency

With Curian, investors know exactly what they own and exactly what they're paying for.



Holdings: Maurer IRA

Change View to: Maurer IRA GO

Sort any column by clicking on its heading.

Symbol	Security	Current Shares	Last Trade	Total Value	Weight	Change Since Previous Close	Percent	Per Share	Change Since Purchase
AAI	AIRTRAN HLDGS INC	5.82111	\$12.99	\$75.62	0.17%	0.54%	0.07		
ABC	AMERISOURCEBERGEN CORP	1.70978	\$74.85	\$127.98	0.28%	0.12%	\$0.09		
ACGL	ARCH CAP GROUP LTD ORD	1.29277	\$46.25	\$59.79	0.13%	(0.62%)	(\$0.29)		
ACN	ACCENTURE LTD BERMUDA CL A	5.91963	\$24.66	\$145.98	0.32%	(1.67%)	(\$0.42)		
AFT	AXESSTEL INC	15.86204	\$2.71	\$42.99	0.09%	(4.24%)	(\$0.12)		
AGE	EDWARDS AG INC	3.32754	\$39.18	\$130.37	0.29%	(1.51%)	(\$0.60)		
AGG	iShares Lehman Aggregate Bnd Fd LEHMAN A	10.96570	\$100.51	\$1,102.16	2.41%	(0.28%)	(\$0.28)		
AGN	ALLERGAN INC	5.46590	\$87.15	\$476.35	1.04%	0.76%	\$0.66		
AIG	AMERICAN INTL GROUP INC	6.80764	\$62.19	\$423.37	0.93%	1.09%	\$0.67		
AIRM	AIR METHODS CORP PAR \$.06	8.38169	\$11.24	\$94.21	0.21%	(0.71%)	(\$0.08)		
ALOG	ANALOGIC CORP PAR \$0.05	1.91201	\$51.77	\$98.98	0.22%	1.45%	\$0.74		
AMGN	AMGEN INC	3.82560	\$75.31	\$288.11	0.63%	0.72%	\$0.54		
APOL	APOLLO GROUP INC CL A	6.57644	\$62.22	\$409.19	0.89%	0.53%	\$0.33		
APPX	AMERICAN PHARMACEUTICALS PTNRS	1.90028	\$43.87	\$83.37	0.18%	(0.61%)	(\$0.27)		
ARIA	ARIAD PHARMACEUTICALS INC	9.92424	\$6.00	\$59.55	0.13%	(4.46%)	(\$0.28)		
BAC	BANK OF AMERICA CORPORATION	7.33695	\$41.56	\$304.92	0.67%	(0.79%)	(\$0.33)		
BBBY	BED BATH & BEYOND INC	4.38501	\$37.15	\$162.90	0.36%	(0.35%)	(\$0.13)		
BK	BANK NEW YORK INC	1.72533	\$28.98	\$50.00	0.11%	0.52%	\$0.15		
BMY	BRISTOL MYERS SQUIBB	4.98001	\$22.45	\$111.80	0.24%	(0.31%)	(\$0.07)		

Investors have 24-hours-a-day, seven-days-a-week access to all account information via Curian's web site:

- Performance
- Security holdings
- Transaction history
- Gain/loss information



Fee Summary - Curian Capital - Microsoft Internet Explorer

Proposal Generation System

Client Name: Mr. David A. McNamara
 Profile Name: McNamara Retirement
 Proposal Name: McNamara Retirement Portfolio
 Proposal ID: P00000341460

Total Wrap Fee 2.134 %

Click SAVE & CONTINUE to complete Part 3 and begin Part 4.

BACK RESET SAVE & CONTINUE

If you do not have the time or information to complete your data entry now, you can click "SAVE" below. This will save all your currently entered information and allow you to come back later and finish.

SAVE SAVE & EXIT CANCEL

55 E. Tufts Avenue, Denver, CO 80237; 877-847-4192

Mutual Fund Asset Class	Average Expense Ratio	Average trading costs, sales loads and other fees	Total Cost
Large Cap	1.45%	1.35%	2.80%
Mid-Cap	1.61%	3.21%	4.82%
Small-Cap	1.83%	2.90%	4.73%
International	1.84%	2.16%	4.00%